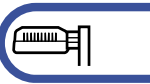


Features

- Spun aluminum housing featuring an embossed decorative band. Optional color vinyl trim stripe available.
- Cast aluminum door with clear, flat tempered glass lens, fully gasketed to housing, secured with captive screws. Housing with spider mount hinges up and door with arm mount hinges down for service.
- Specular, anodized aluminum reflectors for horizontal lamp, provide Type II, III, IV or V square light patterns. **DL1 and DL2, Type II and Type III reflectors feature unique, multifaceted patented design.**
- Extruded aluminum arm provided for pole mount. Spider mount has four aluminum tube arms attaching housing to cast slipfitter for 2-3/8" OD tenon.
- Mogul porcelain socket, pulse rated with spring-loaded, nickel-plated center contact and reinforced lamp grip screw shell. Medium base for ED-17 lamp.
- CWA type ballast, HPF, starting rated at -20°F (-40°F for HPS).
- TGIC thermoset polyester powder paint finish with choice of five standard and two premium standard colors.
- UL and CUL listed for wet locations.



Specification cylinder luminaire for parking areas and entrances.



AREA

Ordering Information

Example: **DL2** - **A** - **H40** - **H4** - **F** - **Q** - **BL** - **VG** - **L**

Series Mounting Lamp/Watt. LampOrient./Dist. Lens Voltage Color Options

1 Series

DL1 = Dallas 1
DL2 = Dallas 2
DL3 = Dallas 3

2 Mounting

A = Arm Mount
ST = Spider Tenon Mount 2-3/8"

3 Lamp Type/Wattage

DL1
Metal Halide
H17
Super Metal Halide
MS17
Pulse Start
P10
P12
P15
High Pressure Sodium
S70
S10
S15
DL2
Metal Halide
H25
H40
Super Metal Halide
MS25
MS40

Pulse Start

P20
P25
P32
P35
P40
High Pressure Sodium
S25
S40
DL3
Metal Halide
H1K
Super Metal Halide
MS1K
High Pressure Sodium
S1K

4 Lamp Orient./Distribution

H2 = Horizontal Lamp Type 2
H3 = Horizontal Lamp Type 3
H4 = Horizontal Lamp Type 4
H5 = Horizontal Lamp Type 5

5 Lens

F = Flat

6 Voltage

Q = Quad-Tap
S = 480V
T = Tri-Tap

7 Color

Standard:
WH = White
DB = Dark Bronze
PS = Platinum Silver
GR = Gray
BL = Black
Premium
FG = Forest Green
RD = Red
Custom Color:
Consult Factory

8 Options

L = Lamp (included)
QZ = Quartz
VG = Vandal Guard
HS = Internal House-Side Shield
Button Cell
P1 = 120V
P2 = 208V
P3 = 240V
P4 = 277V
P6 = 347V
Fuse
F1 = 120V
F2 = 208V
F3 = 240V
F4 = 277V
F5 = 480V
F6 = 347V

Photo Receptacle

PR1 = 120V
PR2 = 208V
PR3 = 240V
PR4 = 277V
PR5 = 480V
PR6 = 347V

Reveal Color

RDB = Dark Bronze
RWH = White
RPS = Platinum Silver
RGR = Gray
RBL = Black
RFG = Forest Green
RRD = Red
RVB = Vivid Blue

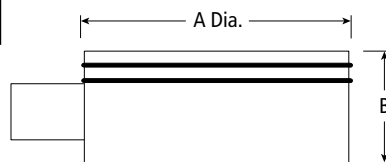
PTL-X = Twist-Lock Cell
(order separately)
PTL-8PC = Quad-Tap
PTL-5 = 480V
PTL-6 = 347V
PSC = Twist-Lock Shorting Cap

Mounting Arms - ordered separately
Model = ARM-R-6-X-XX

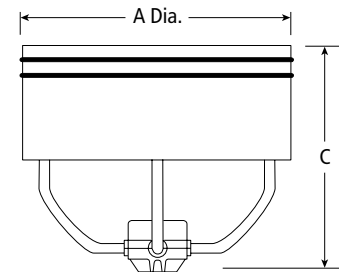
Wall Bracket - ordered separately
(arm included)
Model = WB-R-XX

Dimensions

	A	B	C	EPA	Wt./Lbs.
DL1	18"	8.5"	20.5"	.9	38
DL2	22.5"	9.5"	22.75"	1.2	58
DL3	26"	10.75"	23"	1.5	81



Spider Mount (SM-SF)



Arm Mount (PM)