

PROFORMER

Features

- Square, formed aluminum housing with embossed decorative band. Optional color vinyl trim stripe available.
- Formed aluminum door with round, clear, convex tempered glass lens, fully gasketed to housing, secured with hinge and two captive screws. Optional flat glass lens requires reduced-envelope lamp.
- Specular, anodized aluminum, **segmented** reflectors for vertical lamp, provide Type III, IV, V square or V rectangular light patterns. IESNA Full Cutoff lighting classification achieved with flat lens. Tool-less fasteners allow easy access to ballast.
- Extruded aluminum arm provided for pole mount. Spider mount has four twin-tube arms attaching housing to pole top fitter. Yoke mount has two square arms securing housing to pole top fitter.
- Mogul porcelain socket, pulse rated with spring-loaded, nickel-plated center contact and reinforced lamp grip screw shell.
- CWA type ballast, HPF, starting rated at -20°F (-40°F for HPS).
- TGIC thermoset polyester powder paint finish with choice of five standard and two premium standard colors.
- UL and CSA listed for wet locations.



**IESNA FULL CUTOFF
AVAILABLE WITH
FLAT LENS**

Vertical lamp luminaire for maximum pole spacing with uniform lighting in parking areas and entrance drives.



Ordering Information

Example: ① **PFL** - ② **S5** - ③ **H1K** - ④ **V5** - ⑤ **C** - ⑥ **Q** - ⑦ **WH** - ⑧ **PR1** - **L**

Series Mounting Lamp/Watt. Lamp Orient./Dist. Lens Voltage Color Options

1 Series
PFM = Proformer Medium
PFL = Proformer Large

2 Mounting
A = Arm Mount
S4 = Spider Pad Mount 4" square pole
S5 = Spider Pad Mount 5" square pole
ST = Spider Mount Tenon 2-3/8"
Y4S = Yoke Pad Mount 4" square steel pole
Y4A = Yoke Pad Mount 4" square aluminum pole
Y5S = Yoke Pad Mount 5" square steel pole
Y5A = Yoke Pad Mount 5" square aluminum pole
Y6S = Yoke Pad Mount 6" square steel pole
Y6A = Yoke Pad Mount 6" square aluminum pole
YT = Yoke Mount Tenon 2-3/8"

3 Lamp Type/Wattage
PFM
Metal Halide
H25
H40
Pulse Start
P25 P32
P35 P40

4 Lamp Orient./Distribution
H1K
Metal Halide
Pulse Start
P45
P75
P1K
High Pressure Sodium
S1K

4 Lamp Orient./Distribution
V3 = Vertical Lamp Type 3
V4 = Vertical Lamp Type 4
V4L = Vertical Lamp Type 4 Rotated Left (H1K only)
V4R = Vertical Lamp Type 4 Rotated Right (H1K only)
V5 = Vertical Lamp Type 5
V5R = Vertical Lamp Type 5 Rotated Right (H1K only)
V6 = Vertical Lamp Type 6
V6L = Vertical Lamp Type 6 Rotated Left (H1K only)
V6R = Vertical Lamp Type 6 Rotated Right (H1K only)

5 Lens
F = Flat
C = Convex

6 Voltage
Q = Quad-Tap
5 = 480V
T = Tri-Tap

7 Color
Standard:
WH = White
DB = Dark Bronze
PS = Platinum Silver
GR = Gray
BL = Black
Premium
FG = Forest Green
RD = Red
Custom Color:
Consult Factory

8 Options
L = Lamp (included)
QZ = Quartz
HS = Internal House-Side Shield (flat lens only)

Fuse
F1 = 120V
F2 = 208V
F3 = 240V
F4 = 277V
F5 = 480V
F6 = 347V

Photo Receptacle
PR1 = 120V
PR2 = 208V
PR3 = 240V
PR4 = 277V
PR5 = 480V
PR6 = 347V

Reveal Color
RDB = Dark Bronze
RWH = White
RPS = Platinum Silver
RGR = Gray
RBL = Black
RFG = Forest Green
RRD = Red
RVB = Vivid Blue

PTL-X = Twist-Lock Cell (order separately)

PTL-8PC = Quad-Tap
PTL-5 = 480V
PTL-6 = 347V
PSC = Twist-Lock Shorting Cap

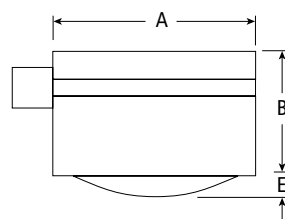
Mounting Arms - order separately
Model = **ARM-S-10-X-XX**

NOTE: 90° mounting configuration requires 10" arm.

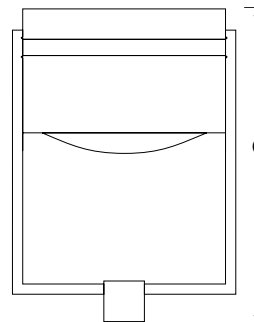
Wall Bracket - ordered separately
(arm included)
Model = **WB-S-XX**

Dimensions

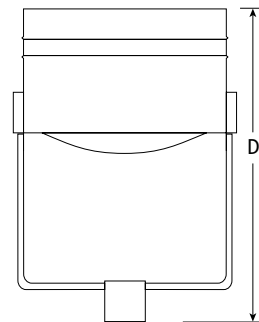
	A	B	C	D	E	EPA (PM)	Wt./Lbs. (PM)
PFM	21.12"	12"	37.25"	39.5"	2.87"	2.7	50
PFL	25"	16"	45.5"	46"	4"	4.0	84



Arm Mount (PM)



Yoke Mount (YM-SF)



Spider Mount (SM-SF)